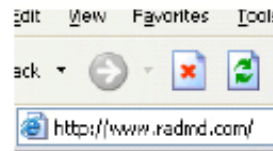


RadMD[®] Access for Ordering Providers to Request Prior Authorization

To get started, simply go to:

1 Go to www.RadMD.com



Open your Internet browser and navigate to RadMD.com.

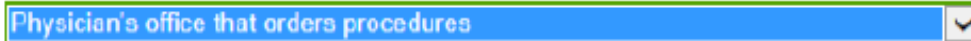
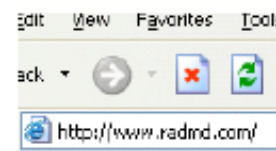
2 Click the New User button on the right hand side of the home page



Complete form only for yourself. Shared accounts are not allowed.

3 What best describes your company

Select link "Physician's office that orders procedures"



4 Create a User ID for yourself

You will use this User ID to Sign- In to initiate authorizations using RadMD.

Choose a User ID



5 Complete information

Complete your name, phone number, fax number, company name and job title.

Name	<input type="text"/>	<input type="text"/>
First		Last
Phone	<input type="text"/>	Fax
(xxx) xxx-xxxx		(xxx) xxx-xxxx
Company Name	<input type="text"/>	Job Title

Enter your e-mail address:

Email	Confirm Email
<input type="text"/>	<input type="text"/>
example: you@company.com	

Fill out your office address:

Address		
<input type="text"/>		
example: 123 Main St.		
<input type="text"/>		
example: Suite A (optional)		
<input type="text"/>	<input type="text"/>	<input type="text"/>
City	State	Zip

6 Provide your supervisor information

Your Superior		
The manager or supervisor responsible for terminating your access. This cannot be yourself.		
Name	<input type="text"/>	<input type="text"/>
First		Last
Phone	<input type="text"/>	Email
(xxx) xxx-xxxx		example: boss@company.com

7 Submit Application

[Submit Application](#)

- Submit the request by clicking submit application.
- Once the application is submitted, you will receive an immediate e-mail from RadMD Support confirming receipt of your request.
- You will receive another e-mail within 72 hours with additional instructions which will include your approved Account ID and a link that will allow you to create a passcode.
 - *(If you have not received an e-mail within 72 hours, check your junk e-mail for some firewalls may prevent the delivery of this e-mail confirmation)*
- Your approved Account ID number and Passcode will allow you to sign into RadMD to initiate authorizations for future requests and/or submit documentation for authorizations or audits.